

The logo features a light blue silhouette of the District of Columbia map. The letters "DC" are printed in a bold, dark blue font over the top-left portion of the map. A thin, dark red horizontal line runs across the page, starting from the right side of the "DC" text and extending to the right edge of the slide.

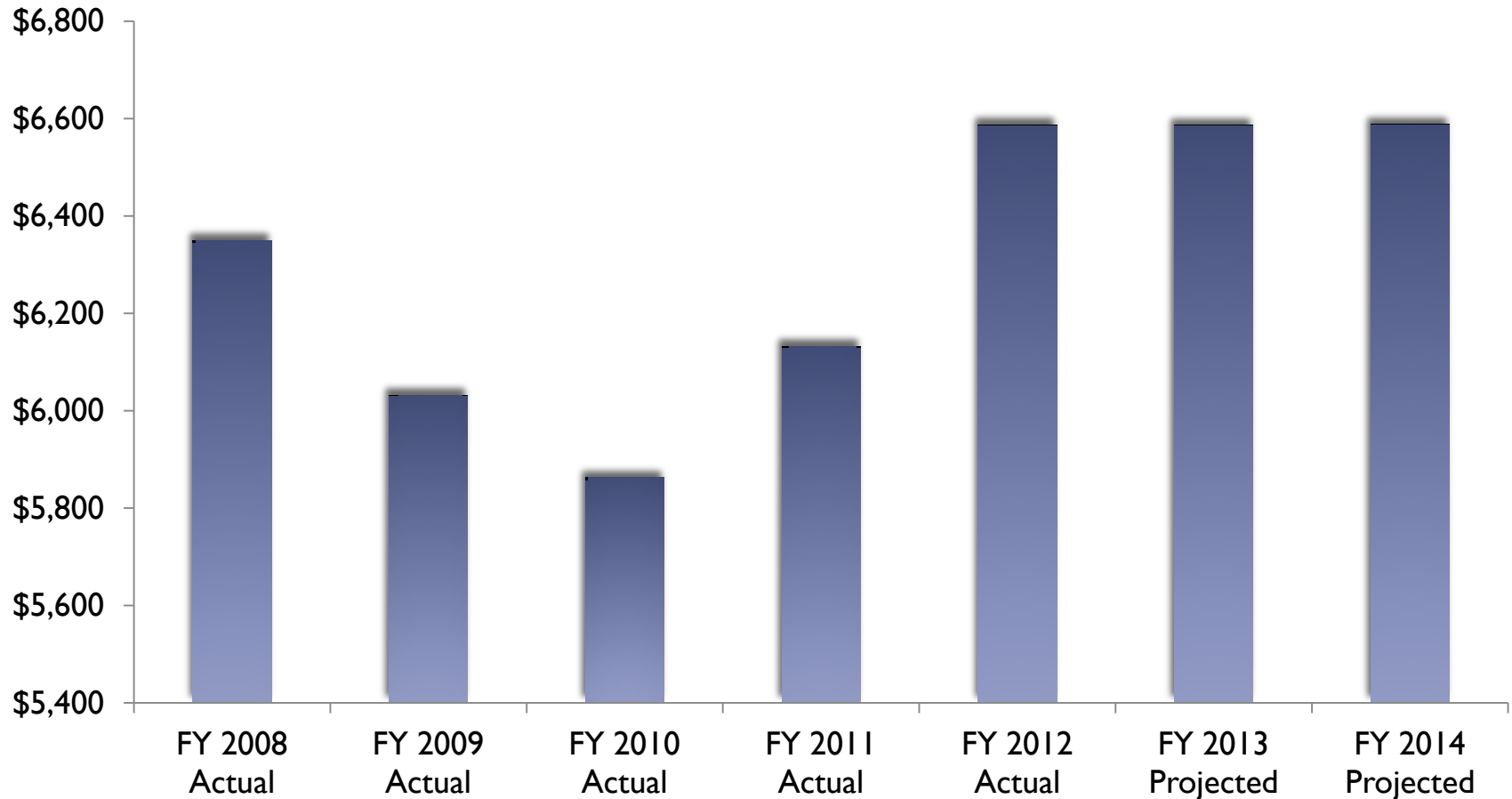
**DC**

# Fiscal Policy Institute

## What's In Store for the FY 2014 DC Budget?

By: Jenny Reed ([reed@dcfpi.org](mailto:reed@dcfpi.org))  
March 7, 2013

# DC's Tax Collections Have Recovered from the Recession, But Only Just Above 2008 Levels\*

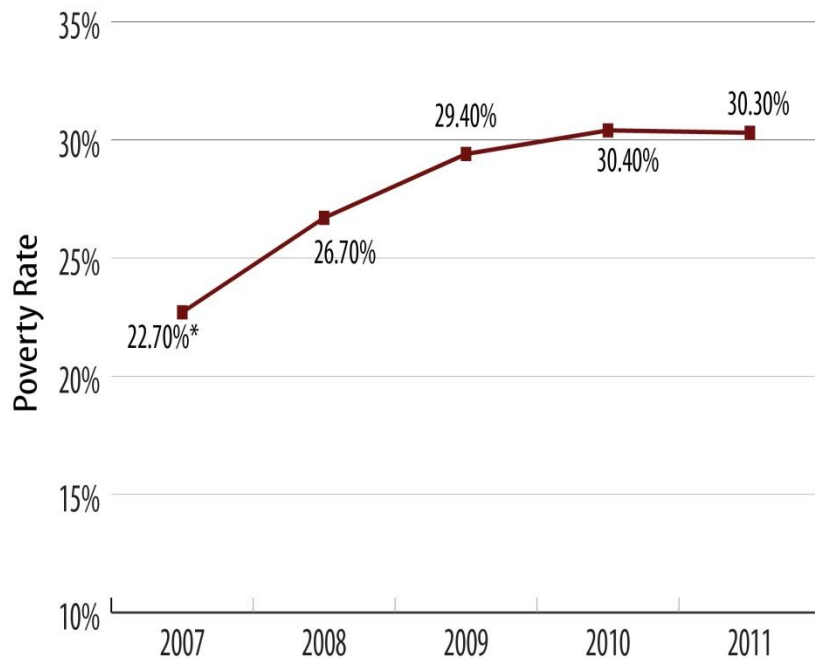


\*Figures are adjusted for inflation to equal FY 2014 dollars and do not include non-tax revenues

# While DC's Finances May Have Recovered, But Many Groups of Residents are Being Left Behind

## Nearly One in Three Children Live in Poverty

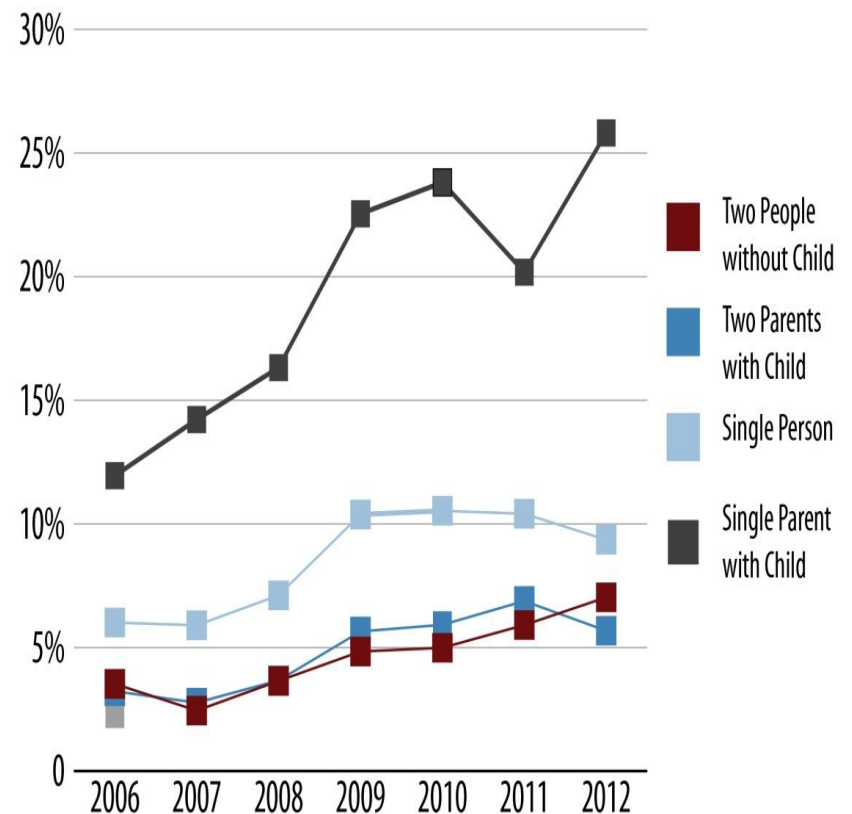
Child Poverty has Increased by One-Third Since 2007



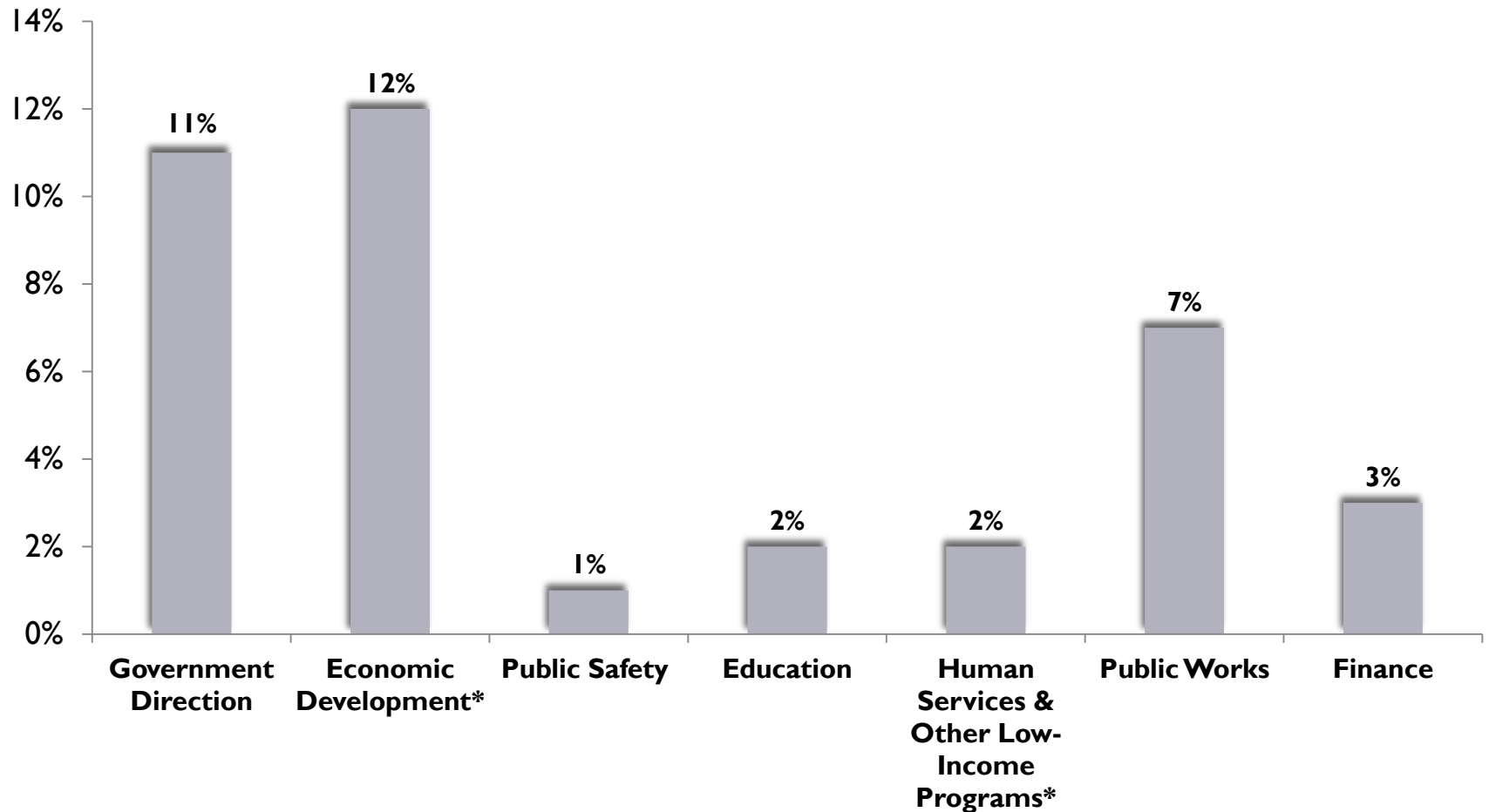
Source: American Community Survey, 2011.

\* Indicates a statistically significant difference from 2011.

## Nearly One in Four Single Parents Were Unemployed



# Funding for Human Services & Other Low-Income Programs Grew Slowly from FY 12-FY13



Other low-income programs include the following agencies removed from Economic Development: Employment Services, Housing and Community Development, Housing Authority and Housing Production Trust Fund

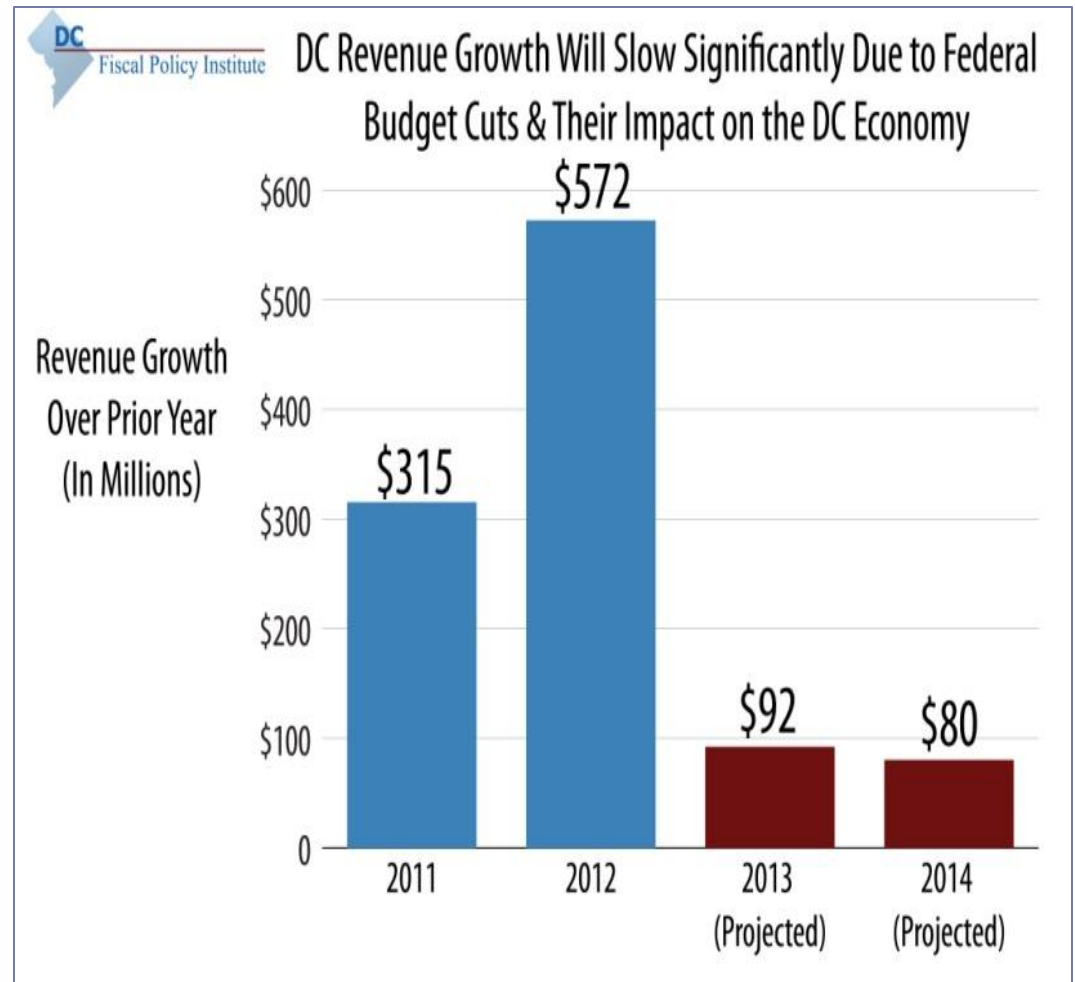
# Several Programs Aimed at Helping DC's Most Vulnerable Residents are Strapped

---

- ▶ Funding for TANF work programs can serve only 63 percent of time-limited families.
- ▶ DC's childcare program has seen its subsidy budget cut by \$30 million over the last five years.
- ▶ The number of residents with disabilities getting assistance from the Interim Disability Assistance program has dropped 80 percent since 2009.
- ▶ Funding for affordable housing has fallen by 27 percent since 2008.

# Even with Revenue Growth Mayor and Council will Have Limited Funds in FY 2014

- ▶ Additional revenue in FY 2014 is \$178 million
- ▶ Current Services Funding gap is \$107 million
- ▶ Funding already committed for 2 percent per pupil funding increase
  - ▶ Enrollment has grown at in DC's Public & Charter Schools



# How Should Mayor & Council Approach FY 2014 Budget?

---

- ▶ **Ensure Residents Have Access to Health Care:**
  - ▶ Maintain Healthcare Alliance
  - ▶ Increase reimbursement rates for mental health providers
- ▶ **Help DC Residents Cope with Rising Housing Costs**
  - ▶ \$100 million (!) pledge from Mayor
  - ▶ Schedule H
  - ▶ Prevention, Production, Preservation, and Housing for most Vulnerable Residents
  - ▶ Adequate homeless services budget
- ▶ **Give Children a Safe Place to Learn and Grow**
  - ▶ Increase Childcare reimbursement rates
  - ▶ Increase funds for out of school time and summer school
- ▶ **Give Parents the Tools to Succeed in the Job Market**
  - ▶ Adequate funding for job training slots in TANF
- ▶ **Help DC Individuals and Families facing Crises**
  - ▶ Mayor Gray delays TANF benefit cut
  - ▶ TANF exemptions
  - ▶ Increased funding for IDA